

Distributed by:
Duro-Med Industries
Div. of DMS
Holdings Inc.
1931 Norman Drive
South Waukegan, IL
60085 USA
www.duromed.com



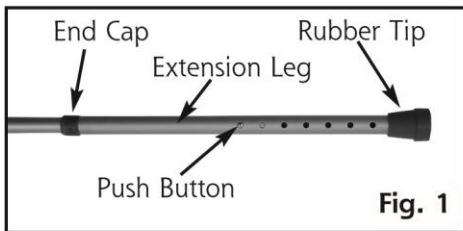
Made in Taiwan
R.O.C.

Toll-Free Customer
Care Help Line
877-505-6190
#910-1302-0600 12/06
©2006 Duro-Med
Industries

Directions for Duro
Med Industries
adjustable folding
cane:
How to Adjust Your
Folding Cane Height.
Once you find the best
folding cane, you'll
need to adjust your
folding cane height.



Hi-Lo Cane



CAUTION:
For your safety, the

Height Adjustment Instructions

- ▶ 1. To adjust the cane from 28-1/2" to 34-1/2", press the push button and slide the extension leg until the desired length is reached and the push button locks into place, Fig. 1.
- ▶ 2. To adjust the cane from 34-1/2" to 40-1/2" press the push button and slide the extension leg off completely.
- ▶ 3. Remove the end cap and rubber tip from the extension leg, Fig. 2.
- ▶ 4. Turn extension leg over and replace the end cap and rubber tip on the opposite ends of the extension leg, Fig. 3.
- ▶ 5. Slide the extension leg back onto the the cane until the push button locks in place at the desired height.

push button must be completely through the hole in the extension leg before use.

NOTE: If any parts are missing, do not return to the place of purchase. Contact us at 877-505-6190.